

**DISTRICT OF LOGAN LAKE**

**BYLAW 943, 2025**

A bylaw for the levying of tax rates for Municipal, Hospital and Regional District purposes for the year 2025

---

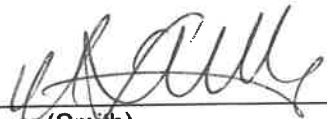
The Council of the District of Logan Lake, in open meeting assembled ENACTS AS FOLLOWS:


1. This bylaw shall be cited as "District of Logan Lake Tax Rates Bylaw No. 943, 2025."
2. The following rates are hereby imposed and levied for the year 2025.
  - (a) For General Municipal purposes of the municipality on the value of land and improvements taxable for general purposes, rates appearing in column "A" of Schedule "A" attached hereto and forming a part hereof.
  - (b) For Thompson Regional Hospital District purposes on the value of land and improvements taxable for hospital purposes, rates appearing in column "B" of Schedule "A" attached hereto and forming a part hereof.
  - (c) For Thompson-Nicola Regional District purposes on the value of land and improvements taxable for hospital purposes, rates appearing in column "C" of Schedule "A" attached hereto and forming a part hereof.
3. The minimum of taxation upon a parcel of real property shall be one dollar (\$1.00).
4. This bylaw shall come into full force and effect upon adoption.


READ A FIRST AND SECOND TIME this 13<sup>th</sup> day of May, 2025.

READ A THIRD TIME this 13<sup>th</sup> day of May, 2025.

RECONSIDERED AND ADOPTED this 14<sup>th</sup> day of May, 2025.

  
\_\_\_\_\_  
Mayor (Smith)

  
\_\_\_\_\_  
Corporate Officer (L. Grimm)

|   |             |
|---|-------------|
| Certified a true copy of the<br>District of Logan Lake                                |             |
| Resolution No. _____  | or          |
| Bylaw No. <u>943</u>  |             |
| Dated this <u>14<sup>th</sup></u>   | day of      |
| <u>May</u>  | <u>2025</u> |
|  |             |
| Corporate Administrator<br>District of Logan Lake                                     |             |

**TAX RATES BYLAW NO. 943, 2025****SCHEDULE "A"**

---

Tax Rates (dollars of tax per \$1000 taxable value)

| <b>Property Class</b>    | <b><u>A</u><br/>General<br/>Municipal</b> | <b><u>B</u><br/>Regional<br/>Hospital<br/>District</b> | <b><u>C</u><br/>Regional<br/>District</b> |
|--------------------------|---|--|---|
| 1. Residential           | 1.9132                                    | 0.3035   | 0.6443                                    |
| 2. Utilities             | 40.0000                                   | 1.0622   | 2.2550                                    |
| 3. Supportive Housing    | 1.9132                                    | 0.3035   | 0.6443                                    |
| 4. Major Industry        | 20.3888                                   | 1.0319   | 2.1906                                    |
| 5. Light Industry        | 6.5048                                    | 1.0319   | 2.1906                                    |
| 6. Business & Other      | 5.1246                                    | 0.7435   | 1.5785                                    |
| 7. Managed Forest Land   | 5.7396                                    | 0.9105   | 1.9329                                    |
| 8. Recreation/Non-Profit | 1.9132                                    | 0.3035   | 0.6443                                    |
| 9. Farm                  | 1.9132                                    | 0.3035   | 0.6443                                    |